

ISail Whitsundays Important Tour Information

	Blizzard	Entice & O’Nice
Departs	Tue 9.00am	Everyday 4.00pm
Returns	Fri 4.00pm	Last Day of Tour 2.00pm
Where	Meeting Point B /Northern Village, Coral Sea Marina	Meeting Point B /Northern Village, Coral Sea Marina

1. **Check-In Online** via link sent to you OR email reservations@whitsailing.com OR call 07 4946 2000, Address: 344 Shute Harbour Rd. Please make contact or contact your travel agent, should you run late.
2. Your tour skipper will meet you at the departure time from **Meeting Point B /Northern Village, Coral Sea Abell Point Marina, Shingly Drive, Airlie Beach, QLD.**



WHAT TO BRING (recommendations by the tour company)

- You will not need much. Please bring all your things in a **small soft bag** (no roller suitcases or large backpacks). Luggage storage is available at Check-In. This was \$10 per person per tour as of August 2021.
- Foot ware: You will only need **flip flops or sandals**
- Hat: The Tropical sun is very strong and a **Hat**, (with cord so it does not blow off).
- 30+ **sunscreen and sunglasses** are essentials; **Swim Wear**, bathers
- USB Charge Cord
- **Beach towel**, we supply a bath towel and bed linen.
- **Warm clothing**: Especially in winter (2-3 long layers, socks). A rain jacket & jumper or **combination of fleece jacket and waterproof shell** is ideal.
- **Alcohol**: Bring your own alcohol. Bottles of beer/cider are not ok, please buy tin cans. This is because glass is dangerous aboard a moving boat. Wine bottles are OK, red wine is OK. Please buy alcohol in a bottle shop in town before departure (no shop in the marina). . The vessel has cooling facilities for your drinks
- Fins are not required for snorkelling. **The tour operator does not provide guests with fins** (flippers), as snorkellers damage the beautiful coral reefs with them. You are welcome to bring your own fins or hire them from the Aqua Dive Shop at the marina (go there 3.40pm if you plan do this).
- **Weather**: We do not cancel tours because of rain or lack of sunshine. This is a sailing adventure and we make no promises as to what the weather will be like. Cancelltion due to weather is only in extreme conditions.
- Reusable **water bottle** (not essential, but nice for the environment). The boats' tapwater supply is safe to drink. Bottled water is available for sale aboard for \$2.00 for 500ml.
- Snacks (not essential). **Food wise**, all meals are provided on board. On the first day snacks will be served about 6pm and dinner around 7-8pm so make sure you have had a good lunch. You may wish too bring your favourite snack food. A light lunch is provided on the journey back to Airlie Beach. Please make sure you let us know of any **food allergies or diet restrictions**. This is an adventure tour aboard a small sailing boat therefore we are unable to cater to unnecessary requirements.
- **Wear Glasses?** You cannot wear glasses underneath a snorkel mask. If you don't wear contacts but need glasses to see, we recommend you hire a prescription mask from the Aqua Dive Shop at the marina (go there 20min early if you plan do this).
- Snorkel Suits: During the cooler months of the year we provide guests with 3/2mm neoprene wetsuits, these are to provide protection & warmth whilst in the water. In Summer **we provide lycra suits**, these protect against jellyfish and sunburn.
- Snorkel Gear: **We provide masks and snorkels**. We provide snorkel/watersports life vests, too.
- **Car Parking**: If you are leaving a vehicle during your trip, a car and motorhome park is at Coral Sea Marina, Shingly Drive, Airlie Beach, public boat ramp area between Northern and Southern Marina. This is a pay and display car park costing \$32 for 24 hours at release date of this information. Parking a vehicle in certain residential areas of the mainland is free, however any free car parking needs to be sourced independently.

The Menu*

Day One

Appetizers: Spring Rolls, served with Asian Dipping Sauces.

Dinner: Honey Soy Lime Baked Tasmanian Salmon served with Marbled Rustic Mashed Sweet Potatoes, Seasonal Green Vegetables and homemade creamy Dill Sauce.

Day Two

Breakfast: Percolated Espresso Coffee, Black Tea, Milk, Orange Juice; Freshly Chopped Fruit Salad, Hot English Muffins with a variety of Spreads and Cereals.

Morning Tea: Coffee, Black Tea, Milk, Choc Chip Cookie; Apple Slices.

Lunch: Seasoned Roast Chicken Quarters, our world famous creamy Potato Salad, Baby Spinach Leaf Salad with Fetta, Cucumber and Tomatoes.

Appetizers: Cheese Platter with Brie, Australian Vintage Cheddar, Anti-Pasti, Salami, Grapes, Crackers and Roast Pumpkin Onion Cashew Dip.

Dinner: Gnocchi Amatriciana (Bacon, Capers, Cherry Tomatoes), Mixed Italian Salad, Homemade Garlic Bread and Parmesan.

Day Three

Breakfast: Percolated Espresso Coffee, Black Tea, Milk, Orange Juice; Freshly Chopped Fruit Salad, Hot English Muffins with a variety of Spreads and Cereals.

Morning Tea: Coffee, Black Tea, Milk, Lamingtons (Australian Biscuit Cake); Orange Slices.

Lunch: Gourmet Salad Deli Wraps with Salami .

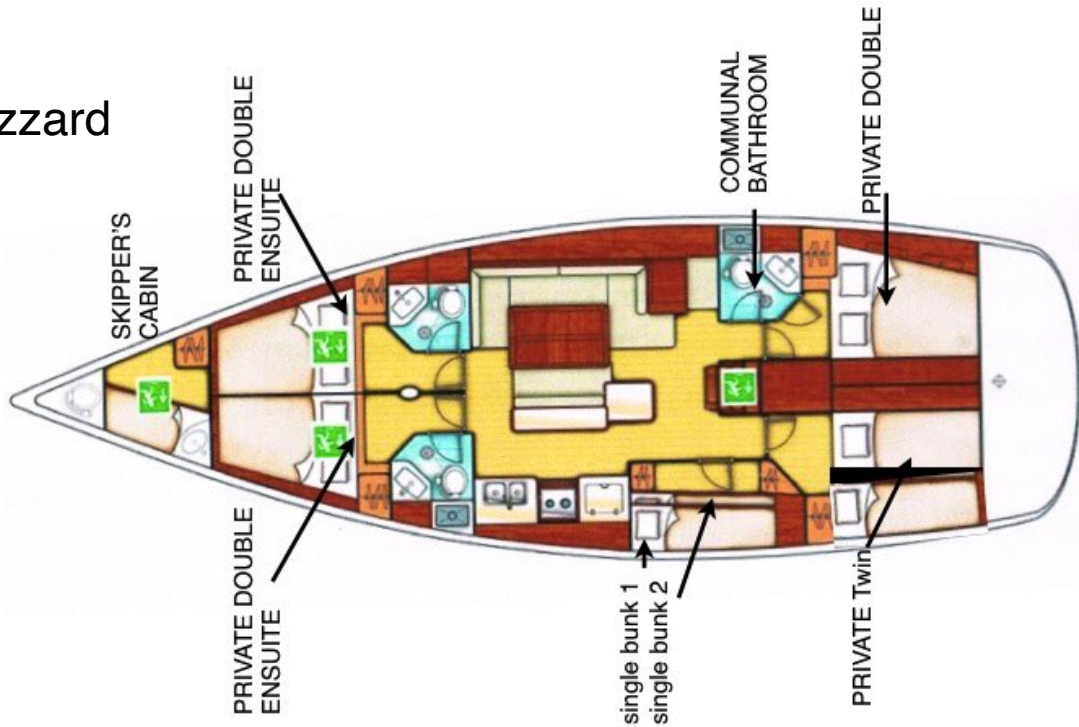
The above is for vessels Entice & O'Nice. Blizzard does not have a set menu. Blizzard provides all meals for all time aboard.

*The tour operator reserves the right to change the menu at any time without notice. Common Special Diets and Food Allergies are tolerated and catered for if advised upon booking or re-confirmation. The menu was not created with vegans or other food elimination diets in mind. The boat has limited cooking facilities (similar to camping). Please enquire upon booking if unsure.

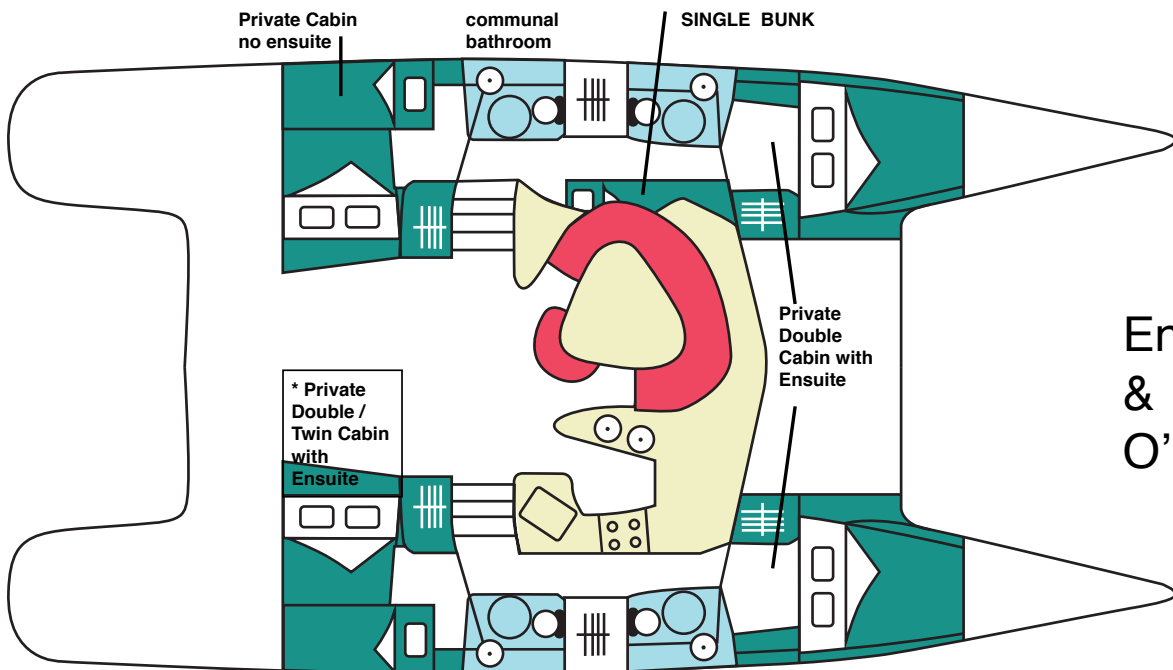
Boat Accommodation

Please see below the cabin layout plan for our boats. For questions in regards to facilities aboard, your accommodation aboard or to confirm the cabin type booked, please contact your travel agent or the tour operator as early as possible. Please note, accommodation and facilities aboard a small sailing boat are very different compared to houses. Our boats re-present standard modern accommodation aboard a ocean going sailing vessel.

Blizzard



ENTICE CATAMARANS Cabin Layout Plan



Entice
&
O'Nice

INFORMATION FOR ALL GUESTS

Seasickness:

Serious seasickness is pretty uncommon, occasionally people feel unwell for short periods but normally recover quickly. If you are dehydrated you are far more likely to suffer sickness. The best prevention against sea-sickness is to arrive well hydrated and fed. If you have not had a minimum of 1.5 litres of water before departure you are already dehydrated.

Stress is another big cause, stress produces histamines which will make you susceptible, so don't worry about getting sick and you probably won't.

Natural remedies like ginger tablets are helpful, However If you are really prone to motion sickness **see a doctor or a chemist and get medication well before the tour.**

DISABILITIES, PREGNANCY AND MEDICAL CONDITIONS:

Please consult with ISail Whitsundays or your travel agent **prior to booking** if you have any medical condition, disability, are pregnant or are elderly. Our tours are adventure tourism. All travellers above 6 years of age are welcome as long as they are in a physical fit state, can easily climb a ladder up and down, swim 50m, walk 15 min, etc.

ISail Whitsundays cannot take guests with serious disabilities or medical conditions. ISail Whitsundays cannot take bulky gear aboard or provide medical equipment requiring electrical power. ISail Whitsundays cancellation policy applies.

CHILDREN

All travellers above 6 years of age are welcome as long as they are in a physical fit state, can easily climb a ladder up and down, swim 50m, walk 15 min, etc. Children under the age of 18 years have to book private accommodation (no sharing with strangers). Same rates as adult fares apply. Please inform your travel agent of the children's age upon booking. The tour operator will provide children's snorkelling gear and suit size.

Jellyfish:

Irukandji jellyfish are nearly invisible and stings are relatively rare. They are not unique to the Whitsundays and are found throughout the Asia Pacific region. **Irukandji** is the name given to a small species of cuboid jellyfish that cause the Irukandji syndrome. A tiny transparent jellyfish with a maximum bell diameter of just 12mm. All species of Irukandji are transparent and practically impossible to see in the water. Most Irukandji stings occur between October-May, with the average being around 10 stings per year for the whole Whitsunday region. In many other parts of the world operators simply do not inform guests of risks such as this. In Australia we are required to inform guests of the risks associated with adventure activities. Thousands of people snorkel Queensland reefs every week without being stung.

You will see jellyfish of various sizes and forms while snorkelling. Please keep in mind there are over 200 species of jellyfish in the Whitsundays area but only 1 rare type poses a risk to humans.

The real risks

In over 10 years of operation and carrying thousands of guests, the tour operator only experienced 2 cases of Irukandji stings and only very few people spotted a small shark.

Most cases of medical drop offs have been pregnant women with concerns and people with serious disabilities unable to use the facilities. Serious sunburns and tendon injuries (breaking open old ones) have occurred. Falling or tripping is guests' highest risk. Please make use of handholds and move around carefully. People suffering from general motion sickness can feel ill the entire tour and should take serious medication.

Panic attacks are the most common snorkel rescue reason. Please practise swimming and snorkelling if you tend to anxiety. The more comfortable you feel in the water and nature, the less likely you are to panic.

TOUR & BOAT INFORMATION

What do we do?

The tour does not have a set **itinerary** due to changing weather conditions. The course of itinerary can flip, e.g. Whitehaven in the morning, snorkelling in the afternoon and length spent for each activity can vary. Nature doesn't work like a swiss watch. The following is an example, the skipper will select the best snorkel and anchor spots for the day. Each tour visits of Whitehaven Beach & Hill Inlet Lookout.

- 1. Afternoon sail from Airlie Beach to Hook Passage (night time anchorage)**
- 2. Voyage to Border Island (snorkel stop)**
- 3. Voyage to Whitsunday Island (tender over to Whitehaven Beach, bush walk up to the Hill Inlet Lookout, time on Whitehaven)**
- 4. Sail to Stonehaven Bay (watersports if time, night time anchorage)**
- 5. Voyage to Langford Island (snorkel stop, watersports)**
- 6. Sail back to Airlie Beach**

Every tour will have the opportunity to use the watersports equipment aboard (no extra charge, under supervision, weather permitting).

Sailing is one of our favourite activities and the boat is all for it.

However itinery pressures or poor winds will make it necessary to use the engine. The Whitsunday Islands are a large area and a good part of the tour is getting from one spot to the next. Luckily this happens with the best constantly changing scenery going past. The more you watch it, the likelier you are to see some amazing wildlife.

A sailing tour is a great opportunity to reconnect to nature not least of all your own human one.

Who are the other passengers?

Frankly, we don't know more than you apart from their names. They can be young or old, single, related or a couple. We frequently receive comments about how much guests enjoyed the company of the other guests. Around 80% of guests exchange contact details at the end of the tour. Come with an open mind and enjoy a dinner "party" out at sea with a new group of people.

What are the facilities aboard?

The tour operator's boats' interiors re-present standard modern accommodation aboard a small ocean going sailing vessel.

The nature of boating dictates space to be limited. This means beds, bathrooms and storage cupboards are much smaller than in a regular hotel.

The boat is a moving vessel, unsecured items can roll onto the floor and become a trip hazard or potentially harm boat interior or humans. On deck there is further possibility of items being blown overboard or drenched in water.

Electricity: Small items like phones or camera batteries can be charged via 12V USB Charge Cord. There is an Australian 3 plug charging facility aboard, however this will be shared with other guests. Electricity for charging is not available 24 hrs/day. There is no electricity for sleep apnea machines, hair dryers, kettles or similar.

Water: The boat has around 800 litres of potable fresh water aboard. This allows for short showers only and considered water use. The showers have hot water.

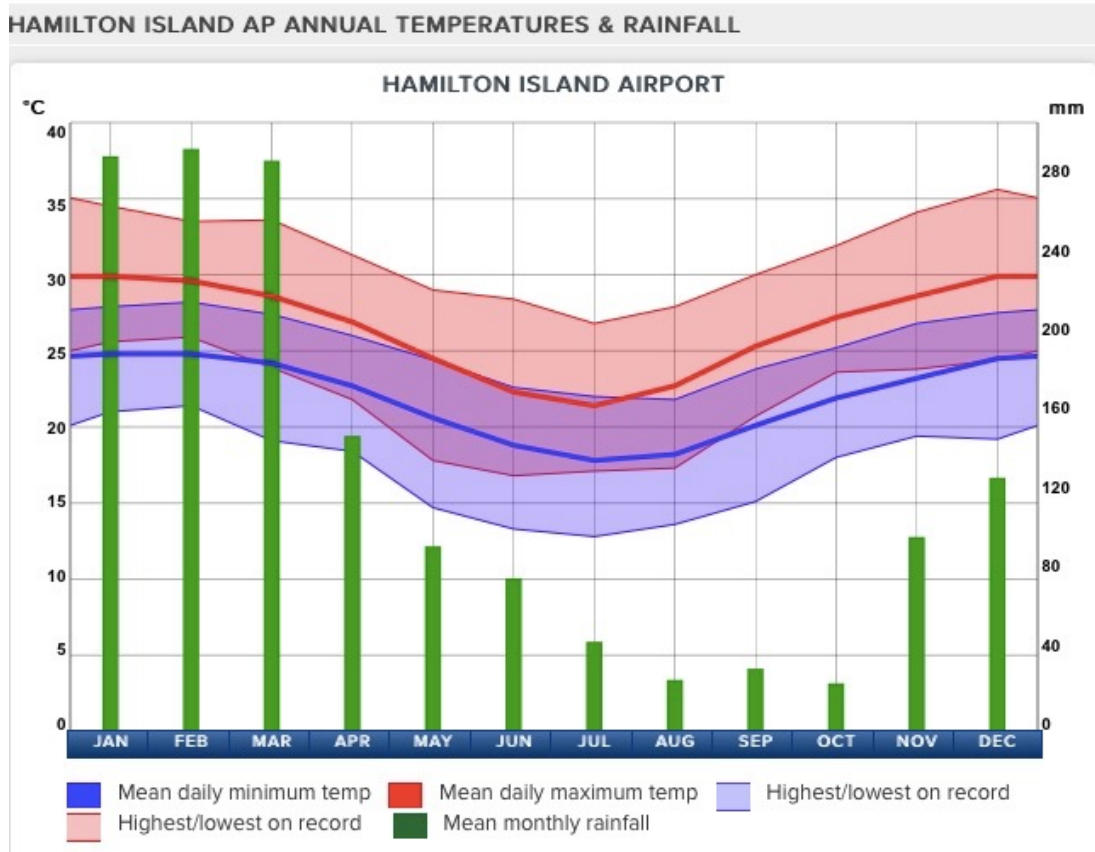
No Air Conditoning: Due to environmental and noise reduction reasons the boat does not have air-conditioning. Fans are fitted in each cabin. Conditions are similar to when camping in summer. Make sure you are well hydrated and bring appropriate clothing. Late summer/early autumn are hot and humid in the Whitsundays.

In winter bring at least 2 long layers including socks and beanie, however it never gets seriously cold in the Queensland Tropics.

Refridgeration and Glasses: The boat has a communal drinks cooling facility as well as glasses (both tumblers and wine glasses).

WEATHER

The weather in the Whitsundays is generally very good all year round with fairly few days of rain compared to other parts of the world. The winters are warm and dry; the summers hot and tropical. The very best time of year is mid August to late October, however we run tours all year round without any off-season. Please find below some average weather data. It can be windless and sunny or rainy and windy on any day any month of the year in the Whitsundays. For any questions in regards to weather, please do not hesitate to contact your travel agent or the tour operator.



Hamilton Island Ap Climate

HAMILTON ISLAND AP LONG-TERM AVERAGES

	Jan	Feb	Mar	Apr	May	Jun	Jul	Aug	Sep	Oct	Nov	Dec	Ann
Mean Max (°C)	29.9	29.6	28.6	26.9	24.5	22.3	21.4	22.7	25.3	27.2	28.6	29.9	26.4
Mean Min (°C)	24.8	24.8	24.2	22.7	20.6	18.8	17.8	18.2	20.1	21.9	23.2	24.5	21.8
Mean Rain (mm)	283.4	287.0	281.2	145.6	91.2	75.4	44.2	25.4	30.9	23.7	95.8	125.0	1506.3
Median Rain (mm)	289.4	286.4	149.3	143.2	65.4	38.0	25.9	9.9	9.1	10.0	24.8	55.5	1137.1
Mean Rain Days	17.9	17.1	18.0	15.2	14.1	12.3	11.2	7.1	6.1	5.1	8.5	9.7	136.3

HAMILTON ISLAND AP DAILY RECORDS

	Jan	Feb	Mar	Apr	May	Jun	Jul	Aug	Sep	Oct	Nov	Dec	Ann
High Max (°C)	34.5	33.5	33.6	31.3	29.0	28.4	26.8	27.9	30.0	31.9	34.1	35.6	35.6
Low Max (°C)	25.6	25.9	23.9	21.8	17.8	16.8	17.1	17.3	20.7	23.6	23.8	24.4	16.8
High Min (°C)	27.9	28.2	27.4	26.0	24.4	22.6	22.0	21.8	23.8	25.2	26.8	27.5	28.2
Low Min (°C)	21.0	21.4	19.1	18.4	14.7	13.3	12.8	13.6	15.1	18.0	19.4	19.2	12.8
High Rain (mm)	266.0	233.2	149.2	91.2	87.6	69.8	51.8	45.0	90.6	38.8	233.2	159.8	266.0

OTHER HELPFUL INFORMATION

Transfer Companies from/to Proserpine Airport / Whitsunday Coast Airport:

- Whitsunday Transit: 07 4946 1800 or www.whitsundaytransit.com.au
- Whitsunday Transfers 0447 997 111 <https://www.whitsundaytransfers.com> or
- 13 Cabs Taxis Ph: 131 008
- further companies and AirB'n'B operators

Transfer Companies from/to Hamilton Island Airport:

- Cruise Whitsundays Ferries 07 4946 7000 <https://www.cruisewhitsundays.com>
- MARS Water Taxi 1800 202 909 <http://www.marscharters.com.au>

Transfer Companies from/to Mackay Airport:

- The tour operator does not recommend to fly via Mackay for the tour. Drive time to/ from Airlie Beach is 2.5 hours one way.
- Car Hire Companies, e.g. Hertz
- Greyhound Bus

Accommodation

There are all levels of accommodation available in Airlie Beach. The tour operator is not affiliated with any accommodation house.

Anywhere along Port of Airlie, Shute Harbour Rd, Waterson Way to Shingly Drive you will find yourself in flat easy walking distance from the check-in and tour departure point.

For a great view the hills behind the main street are a great option, some of them are walkable, e.g. Golden Orchid Drive, Orana, Airlie Crescent, Horizons Way, Seaview Drive, etc.

A quick search on the internet will give you plenty of options.

What to do while waiting?

- Walk the Bicentennial Walk. A scenic walk stretches along the foreshore from the Sailing Club through the Coral Sea Resort, Abell Point Marina up to Cannonvale Beach. A swim stop and cafes are along the way.
- Swim in the Lagoon. This is a public free-to-use swimming pool located in central Airlie Beach. You will find showers and public toilets at the Lagoon.
- Explore the southern Coral Sea Marina. Inspect the super yachts and have a drink at one of the Cafes.
- Get last minute supplies. A large supermarket is just behind McDonalds, surf clothing shops are along the main street.
- Explore Port of Airlie. The port on the other end of town is quiet and peaceful with cafes and restaurants.
- Visit the Beaches: There is Boathaven Beach near Port of Airlie, Airlie Beach next to the Sailing Club, the small Lagoon Beach, Cannonvale Beach or Shingly Beach (has SUPs for hire).
- Bushwalk. There are the Airlie Creek Walk (Waterson Way) or the Honeyeater Walk (end of Kara Crescent) accessible from Airlie Beach. Further walks can be found towards Shute Harbour.
- Visit the Markets. Every Saturday or whenever a cruiseship is in town, there is a market with plenty of local craft as well as local foods.
- Do a tour. There are a few half day tour options like jetski, kayak, sunset sail. Or go on a full day tour to the Outer Reef, for a dive, experience crocodiles, do a seaplane flight or another tour with us :)